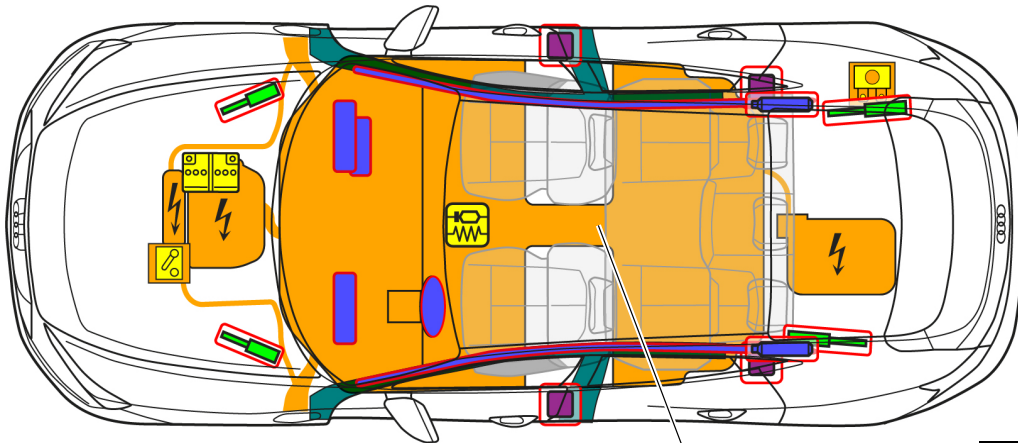




Audi e-tron GT

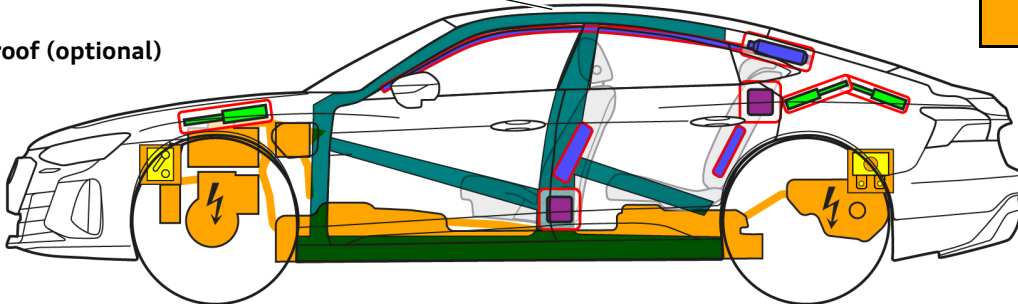
5-door model, as of 2020



C

Carbon roof (optional)

800 V
LI ION



Note: The illustration shows the maximum possible range of equipment.

	Airbag		Stored gas inflator		Seat belt pretensioner		SRS control unit		Pedestrian protection active system
	Automatic roll-over protection system		Gas strut / preloaded spring		High-strength zones		Special attention		
	Battery, low-voltage		Ultra-capacitor, low-voltage		Fuel tank		Gas tank		Safety valve
	Battery, high-voltage		High voltage cable		High voltage separator		Fuse box, disabling high-voltage system		High voltage ultra-capacitor
	High voltage separator to low voltage		Fuse box, disabling high voltage to low voltage		High voltage component		Carbon structure		



Audi e-tron GT

5-door model, as of 2020

1. Identification / recognition



The electric motor is silent. The indicator on the left of the instrument cluster (power meter) indicates whether the electric drive is switched "OFF" or "READY" for operation.

Logo

Charging socket at both sides of the car



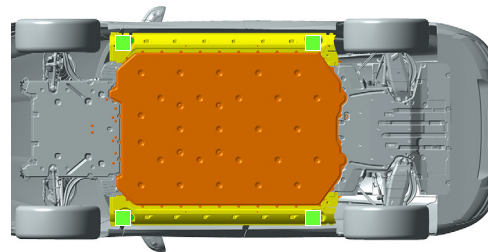
2. Immobilization / stabilization / lifting

Immobilize the vehicle

Press the Park button "P".




Lifting points



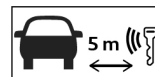
Suitable lifting points

High voltage battery

Turn off the ignition (power meter display "OFF")



Press the START-STOP button without depressing the brake pedal



3. Disable direct hazards / safety regulations

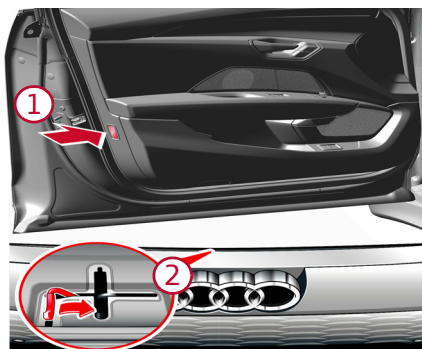
Deactivate the high voltage system



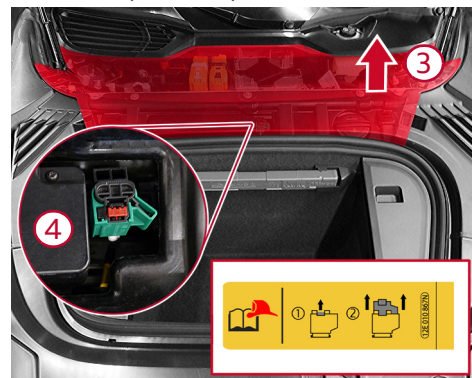
Option 1: (Separation point in engine compartment)



Press the button on the end face of the door
Release the bonnet



Remove the cover
Release separation point



5 Pull out the red tab



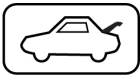
6 Pull out the black connector






Audi e-tron GT

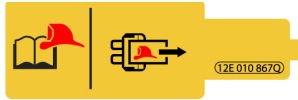

5-door model, as of 2020



Option 2: (Fuse in luggage compartment)
Open the side panel trim



Pull out the fuse



Do not touch, cut or open high voltage components or the high-voltage battery.
Wear suitable safety equipment.

In the event of an accident in which the airbags are deployed, the high-voltage system will be automatically deactivated.
The high-voltage system is de-energized approx. 20 seconds after deactivation.


Disconnect the 12-volt battery



Remove the cover



Disconnect the negative terminal



Separate from the charging station (emergency release)

Open the door

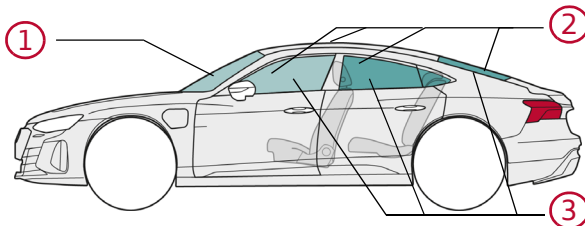
Pull the knob



Disconnect the charging connector



4. Access to the occupants



Glass types:

- ① Composite safety glass
- ② Single-layer safety glass
- ③ Side and rear windows, optionally composite safety glass

5. Stored energy / liquids / gases / solids



800V



Audi e-tron GT

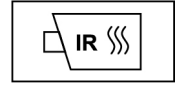
5-door model, as of 2020



12V lithium iron phosphate battery



There is a risk of a thermal reaction in the lithium batteries if coolant escapes from the battery cooling system or in case of damage. Monitor the temperature of the lithium batteries.



6. In case of fire



Lithium-ion batteries can self-ignite spontaneously, sometimes several hours after an event causing damage or the result of incorrect use, and can re-ignite after a fire has been suppressed. Wear suitable safety equipment.



7. In case of submersion

After recovering the vehicle from the water, deactivate the high-voltage system (see Section 3) and allow the water to drain off. Wear suitable safety equipment.

8. Towing / transportation / storage



Lithium-ion batteries can self-ignite, or re-ignite after a fire has been extinguished.



If the vehicle has been involved in an accident or if the HV battery is damaged or appears to be damaged: Deactivate the high-voltage system (see Section 3). Park the vehicle at a safe distance, at least 5 m, from buildings and other vehicles (quarantine area).



Do not tow a vehicle that has been involved in an accident on its drive axles.



9. Important additional information

10. Explanation of pictograms used

Flammable	Explosive	Caustic, skin irritant	Hazardous to human health	Environmental hazard	Electric vehicle	High voltage warning	Attention, danger
	LI ION						
Use lots of water to extinguish the fire	Lithium-ion battery	Dangerous voltage	Release the bonnet	Unlock luggage compartment	Use thermal infrared camera	Remove smart key	